

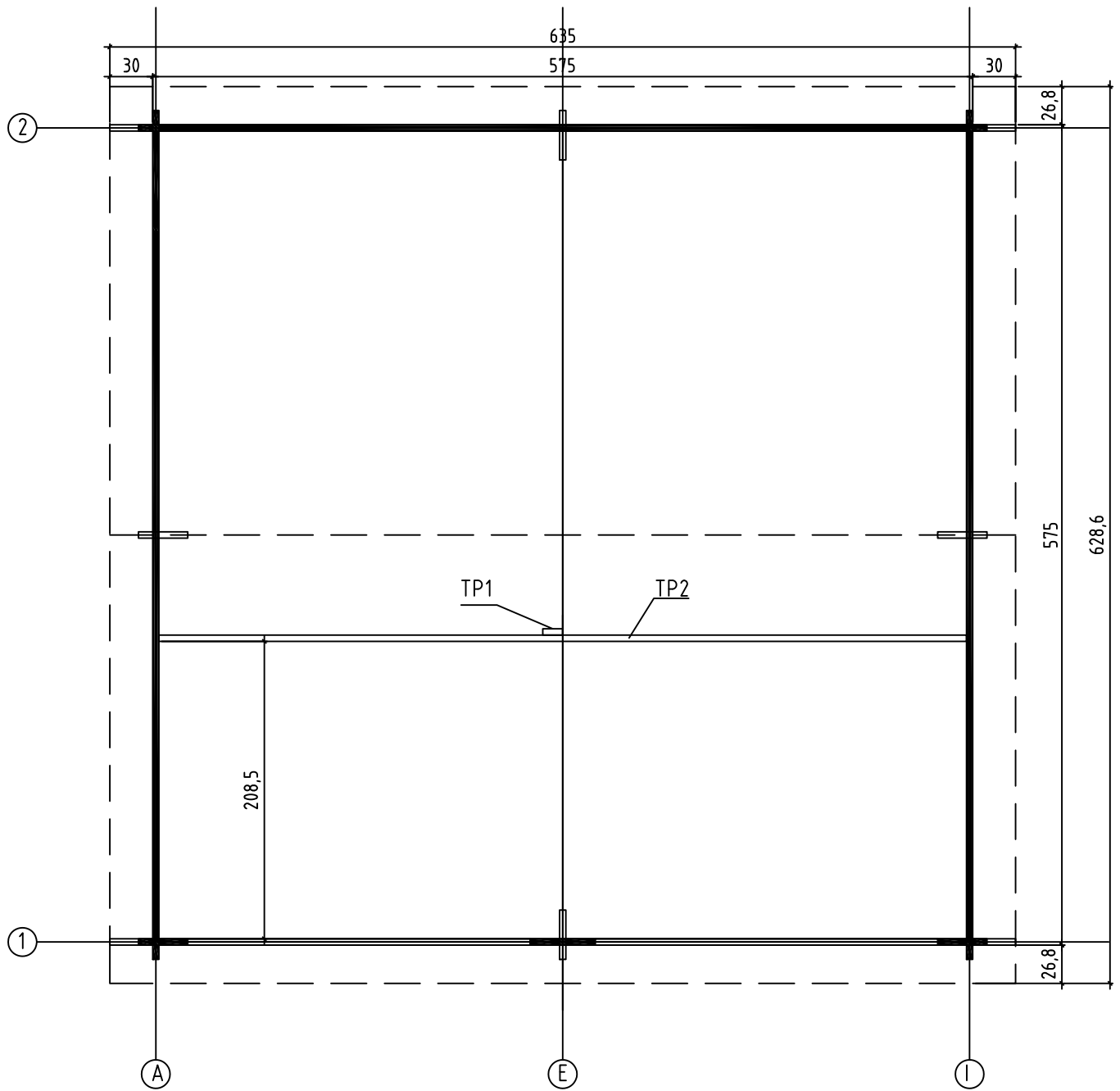
*Falkland*  
*Art. Nr. 4414193*  
*1/18*

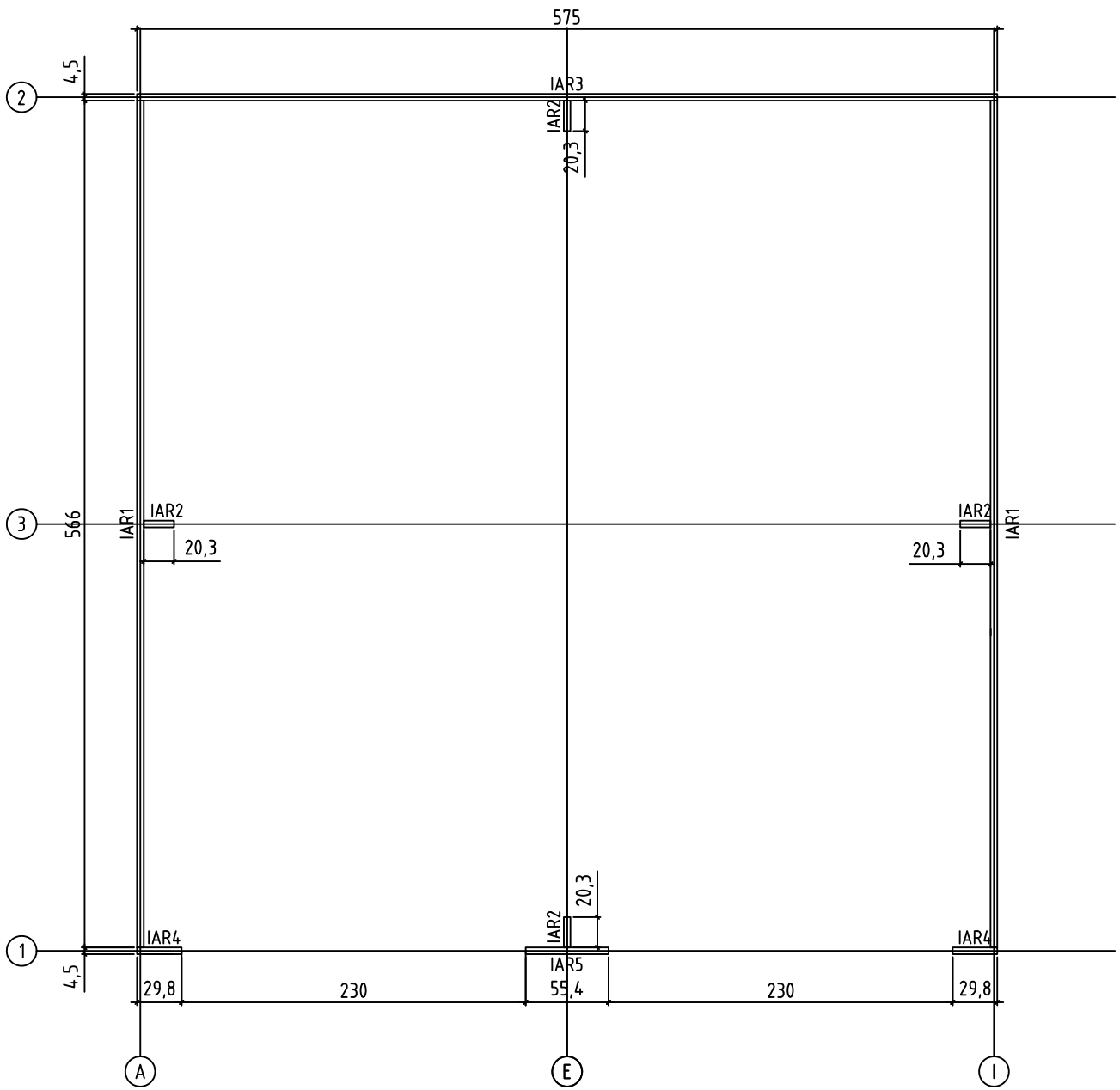


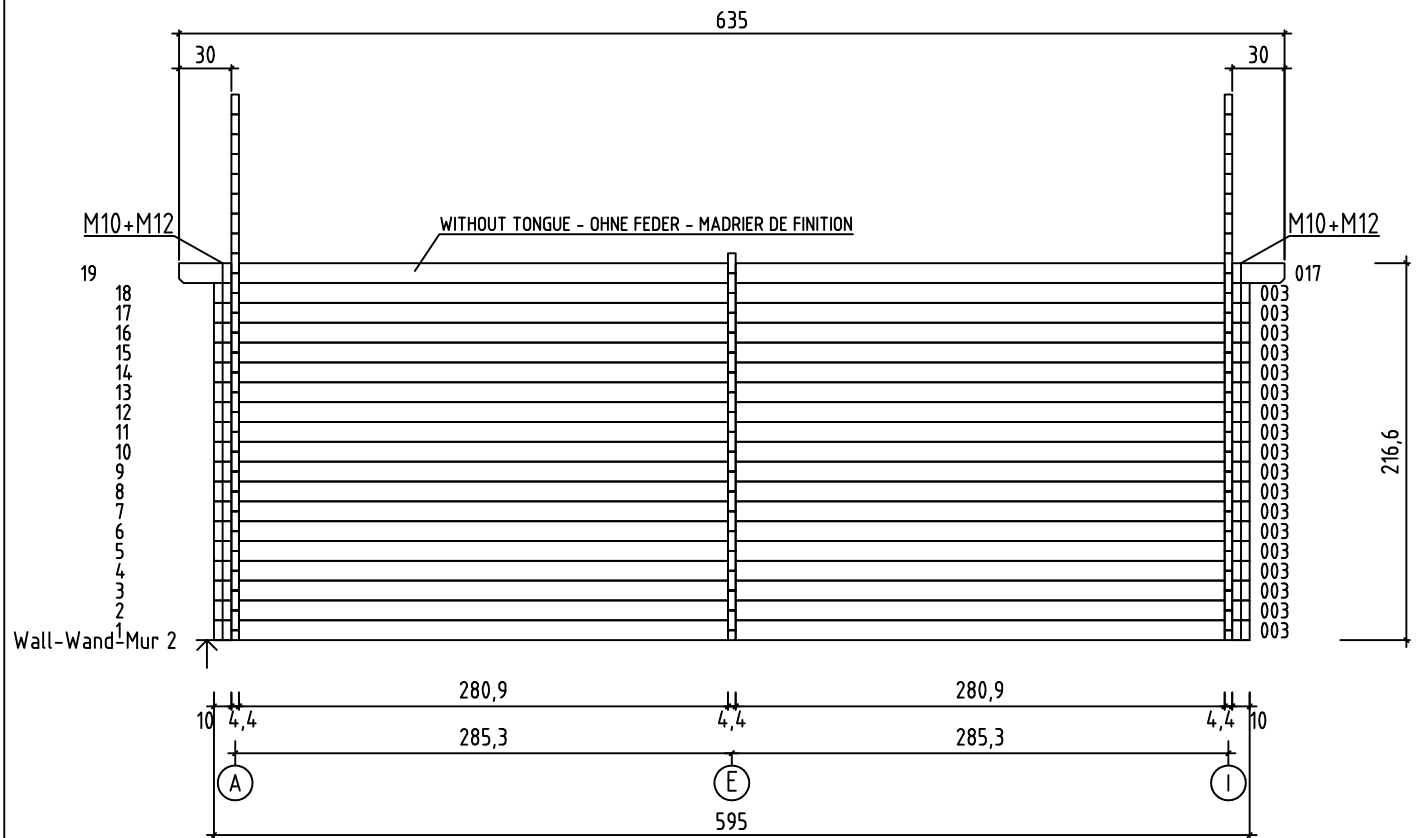
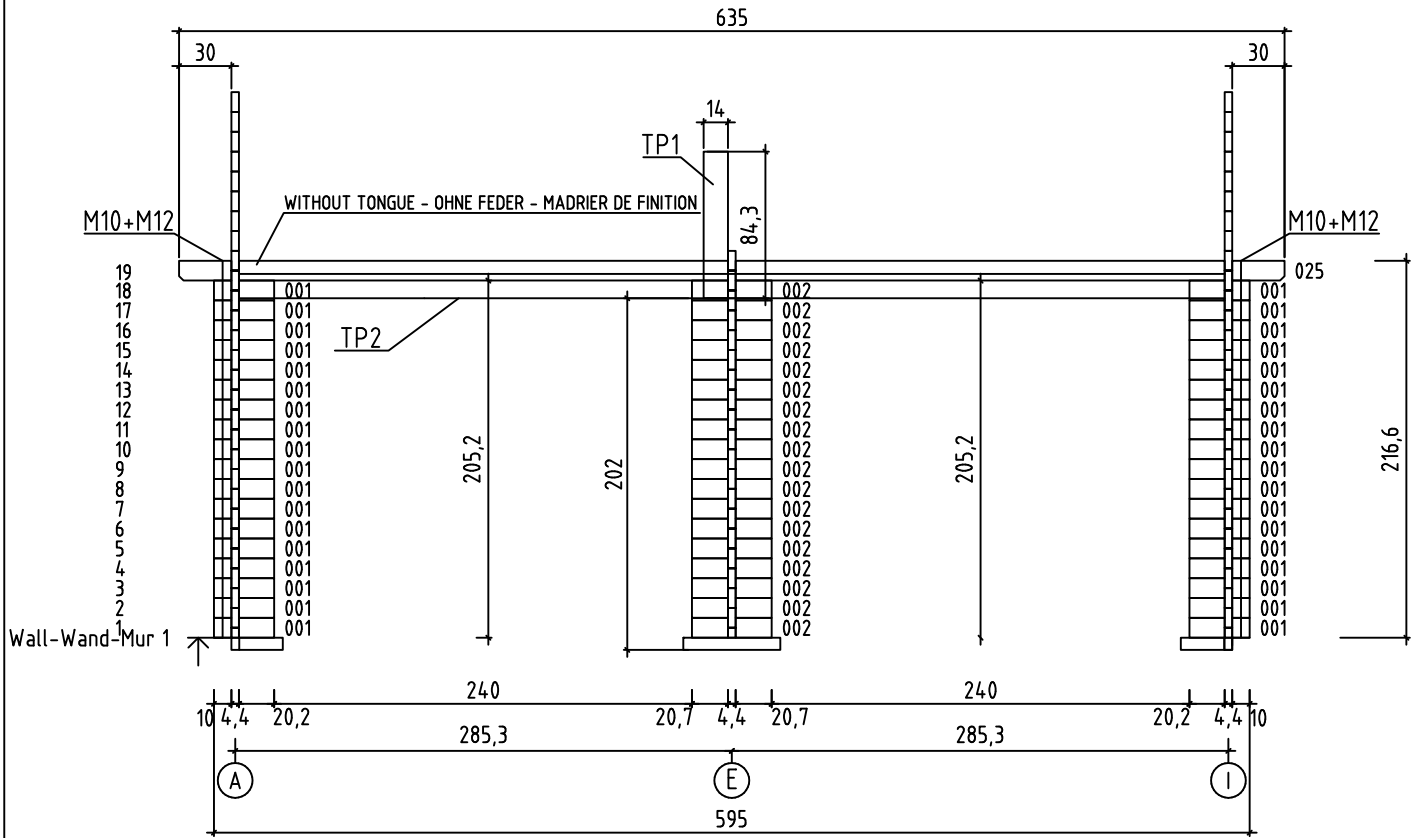
VERSION A

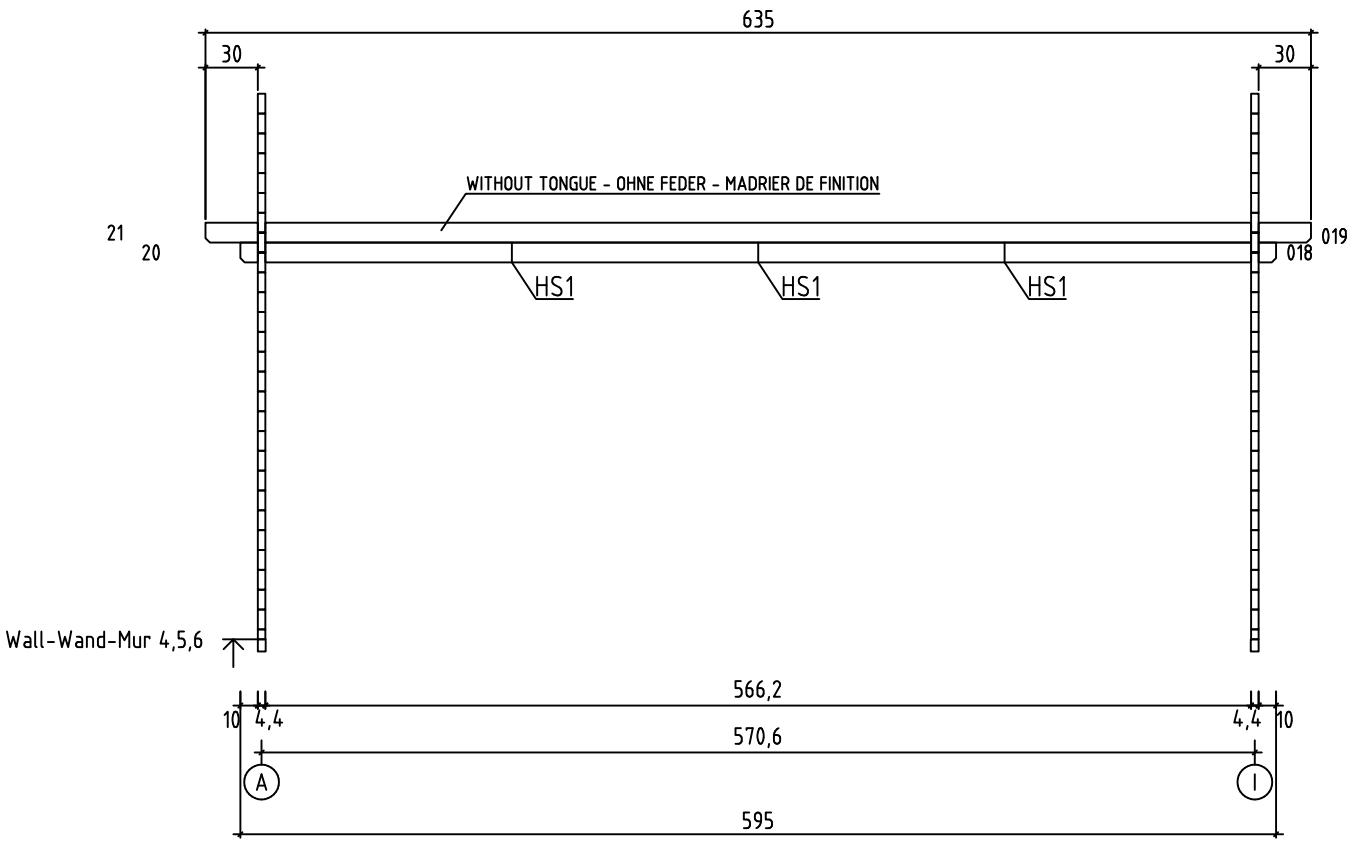
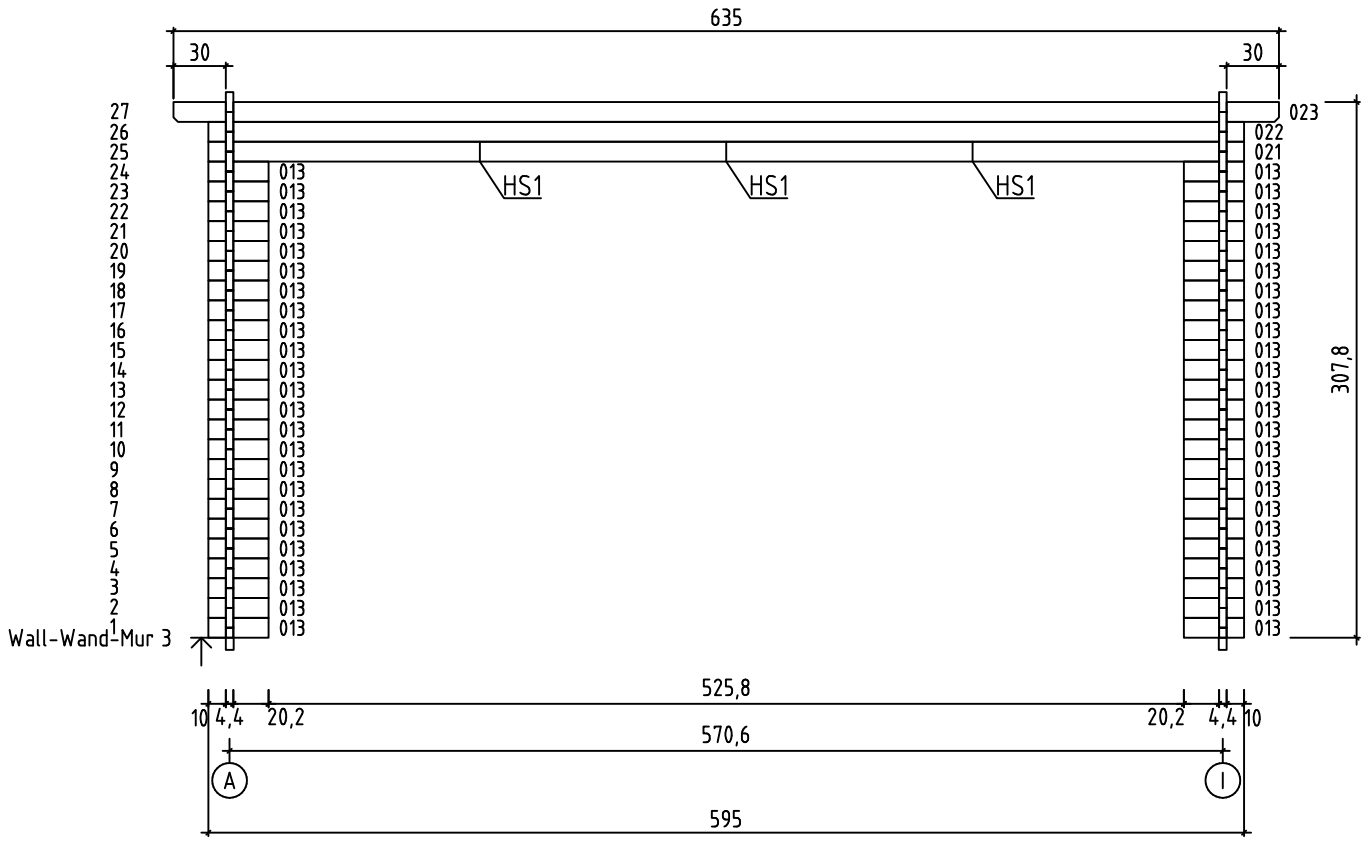
14.04.2014

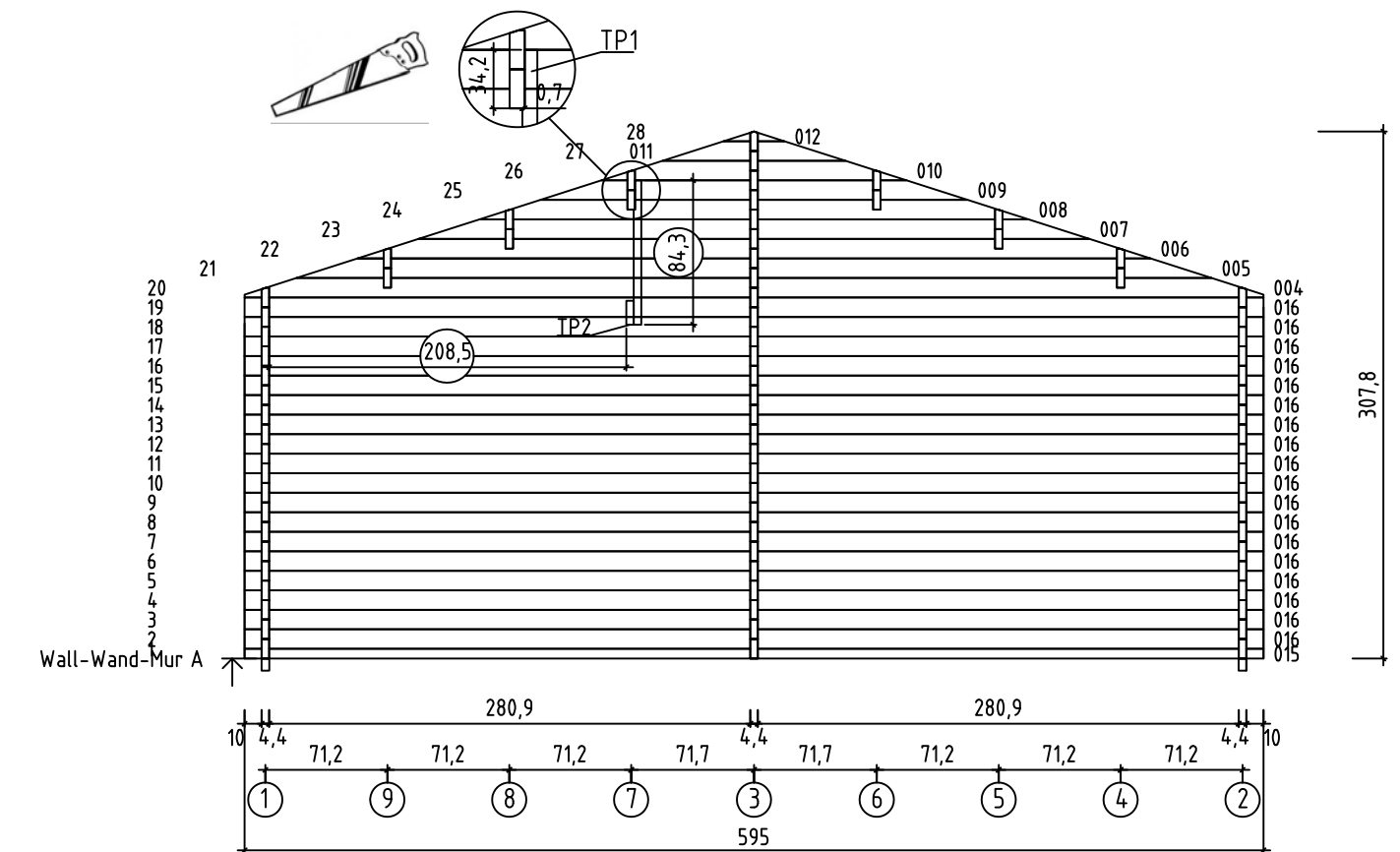
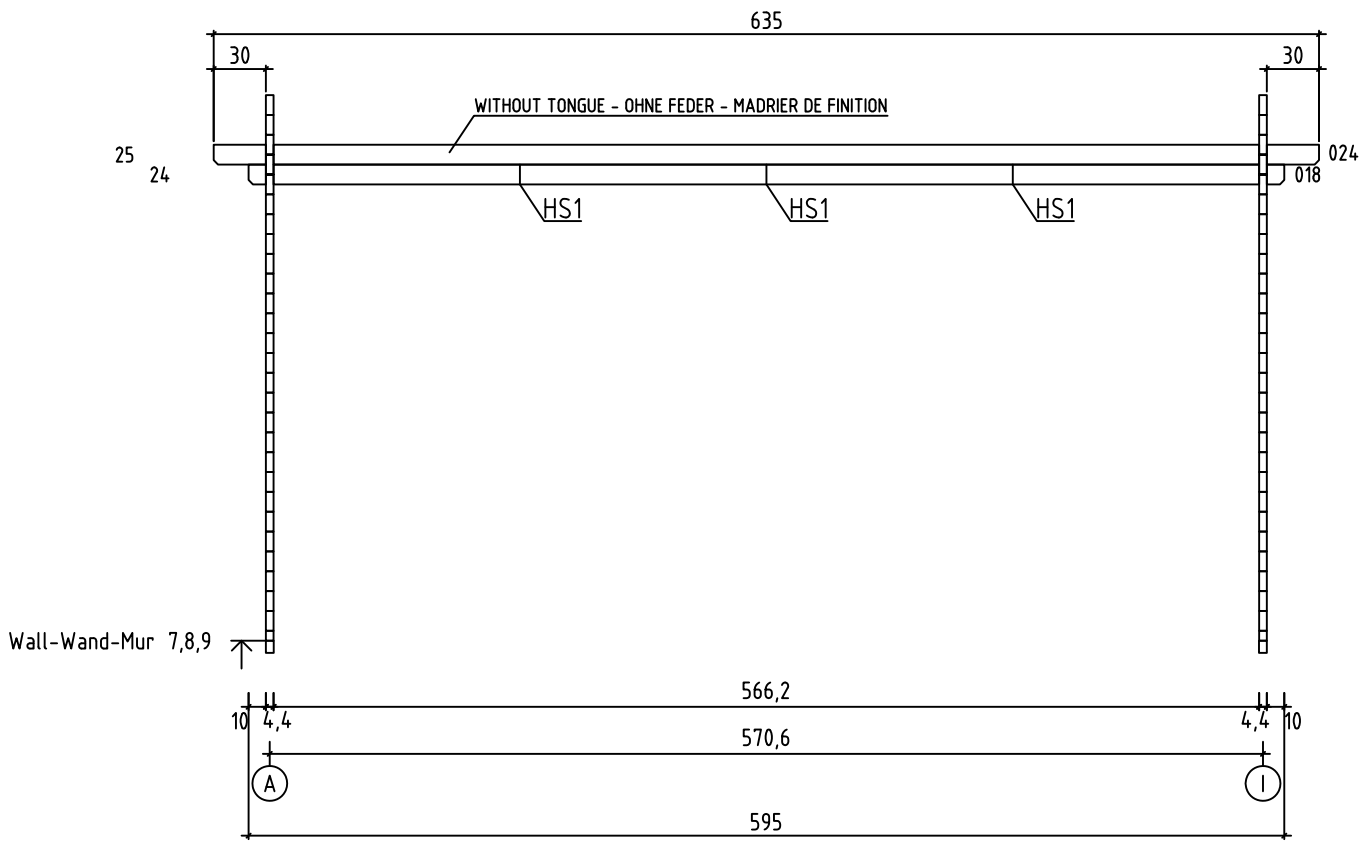
GROUNDPLAN - GRUNDPLAN - PLAN DE MASSE

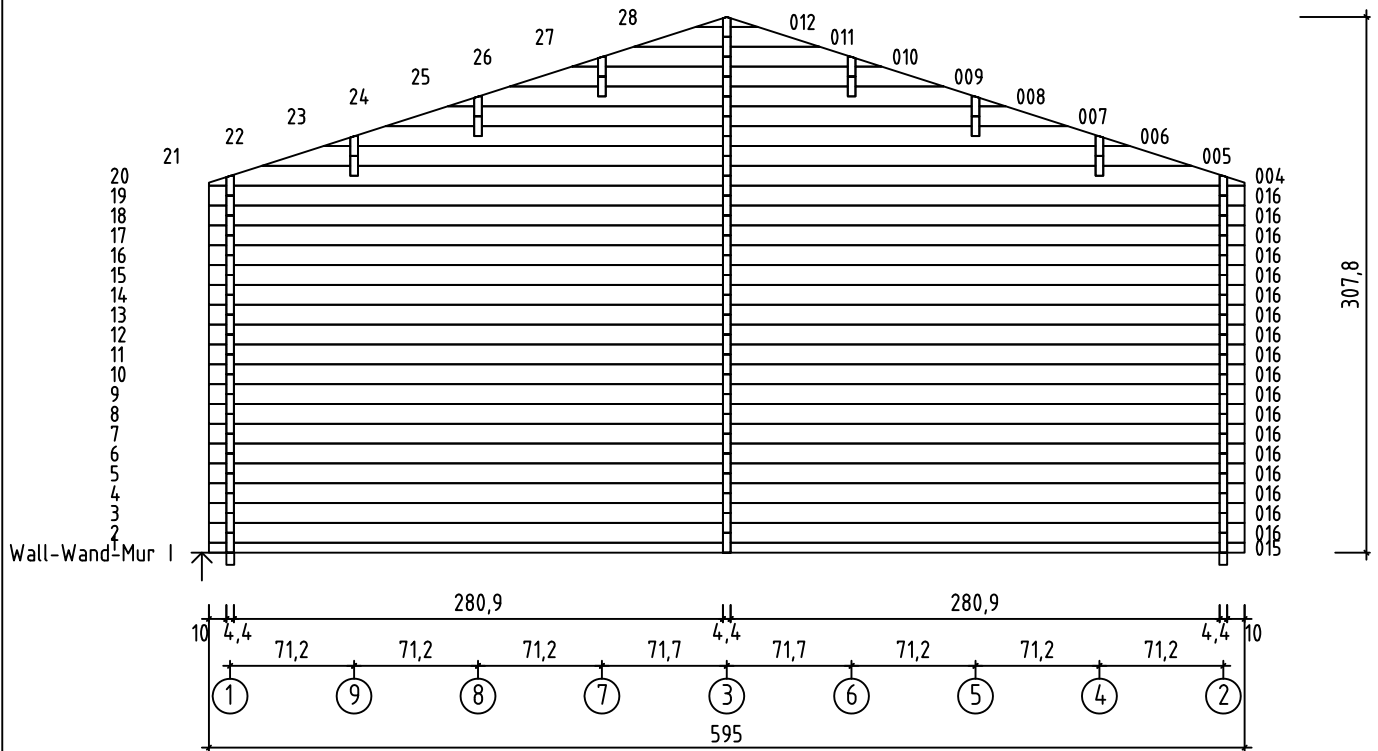
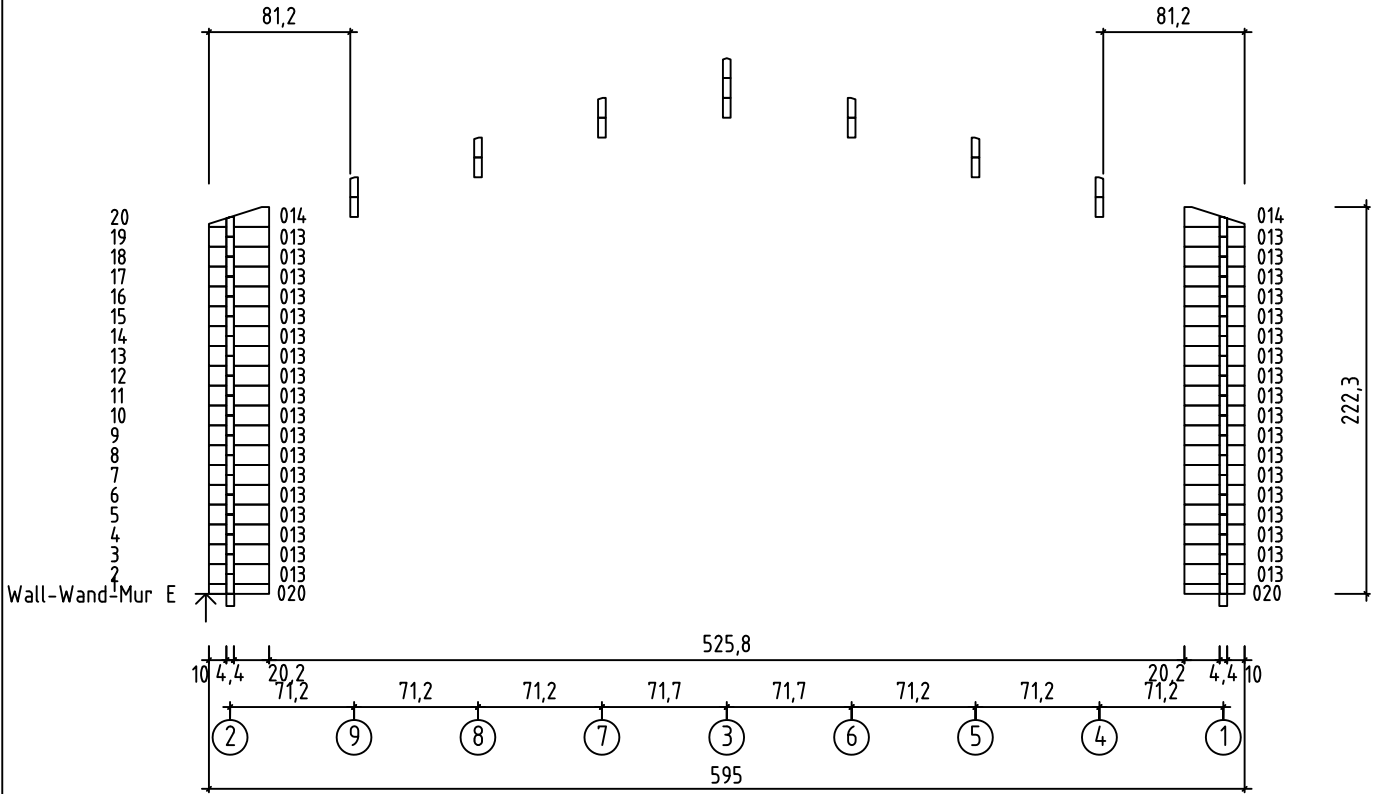












*Falkland*  
*Art. Nr. 4414193*  
*8/18*

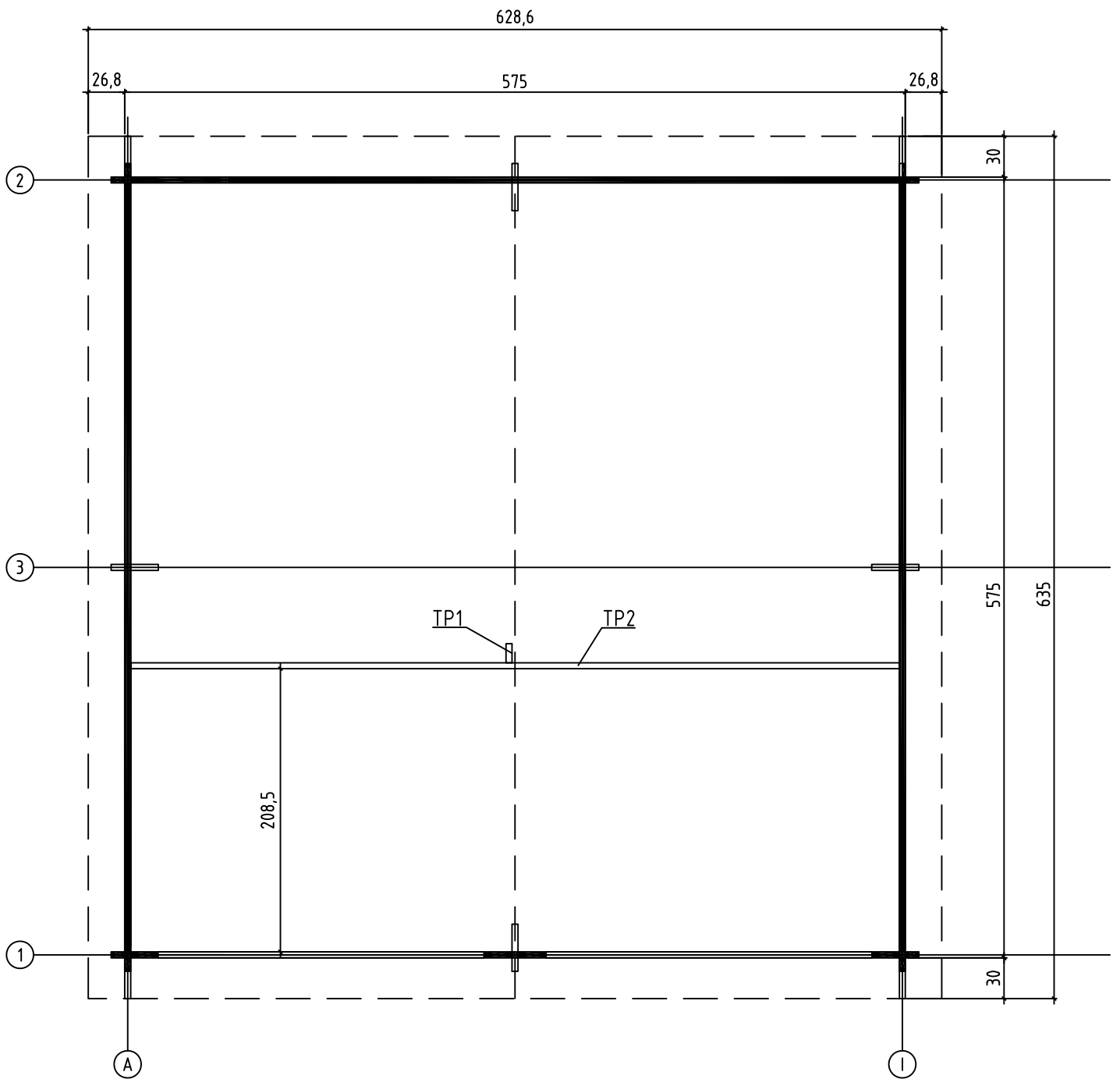


VERSION B

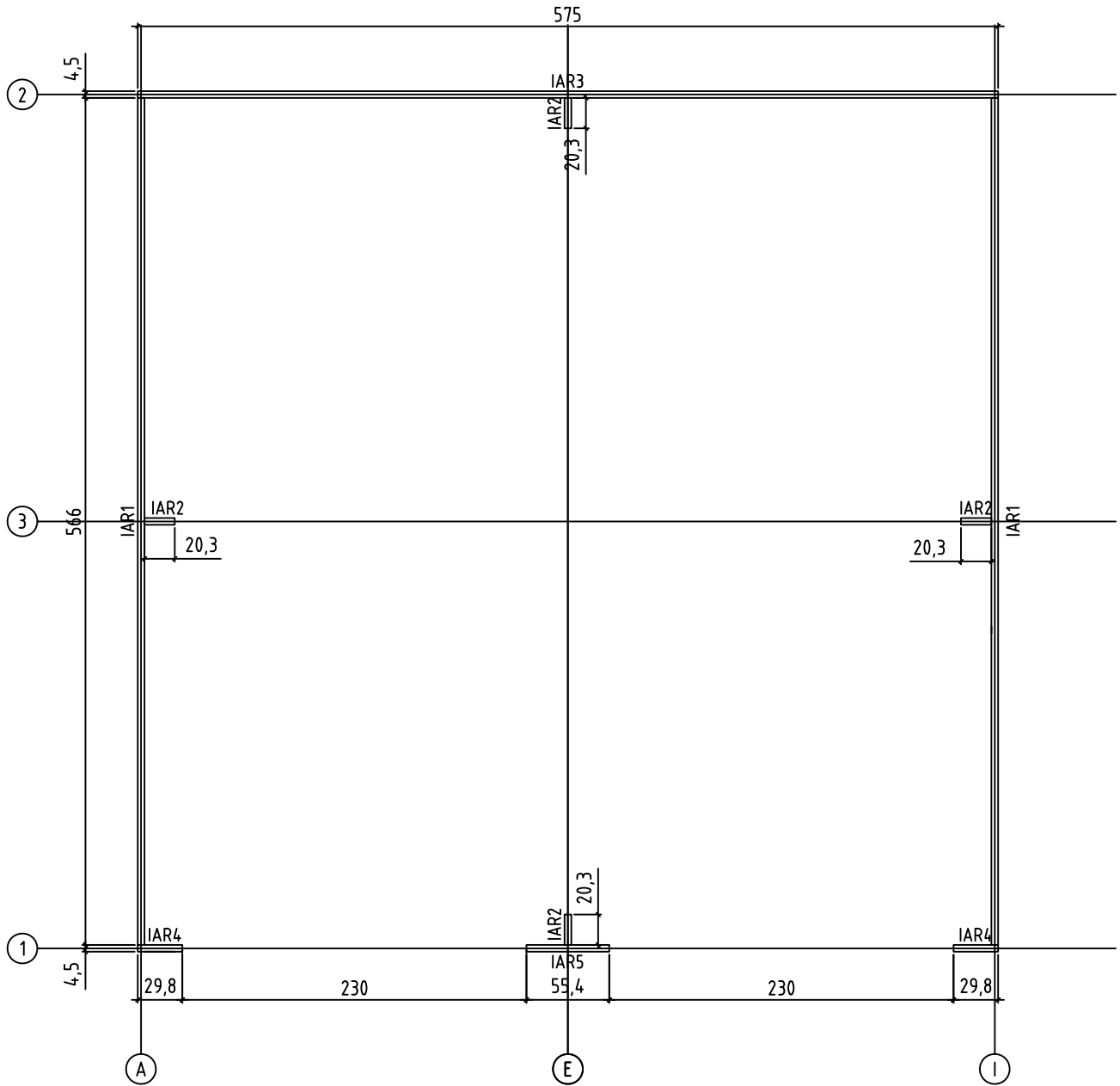
14.04.2014

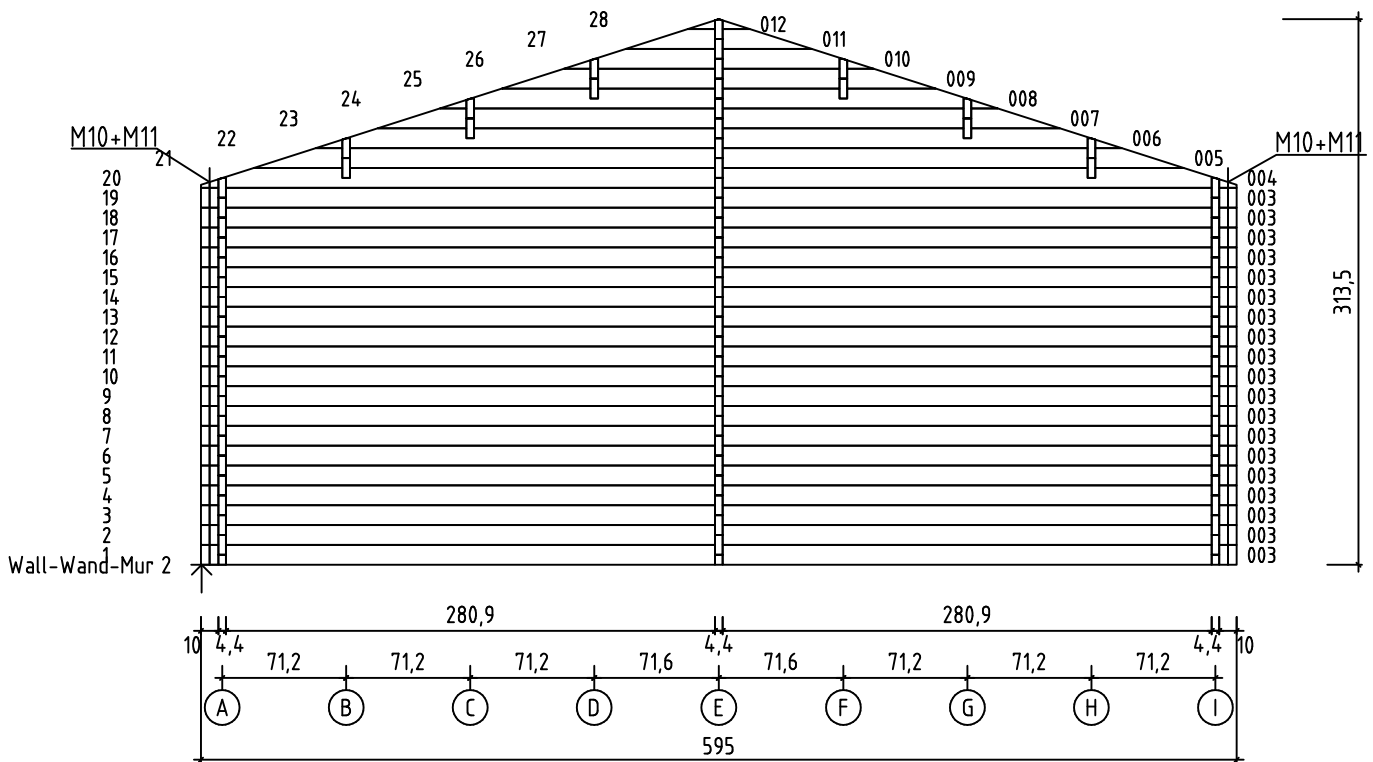
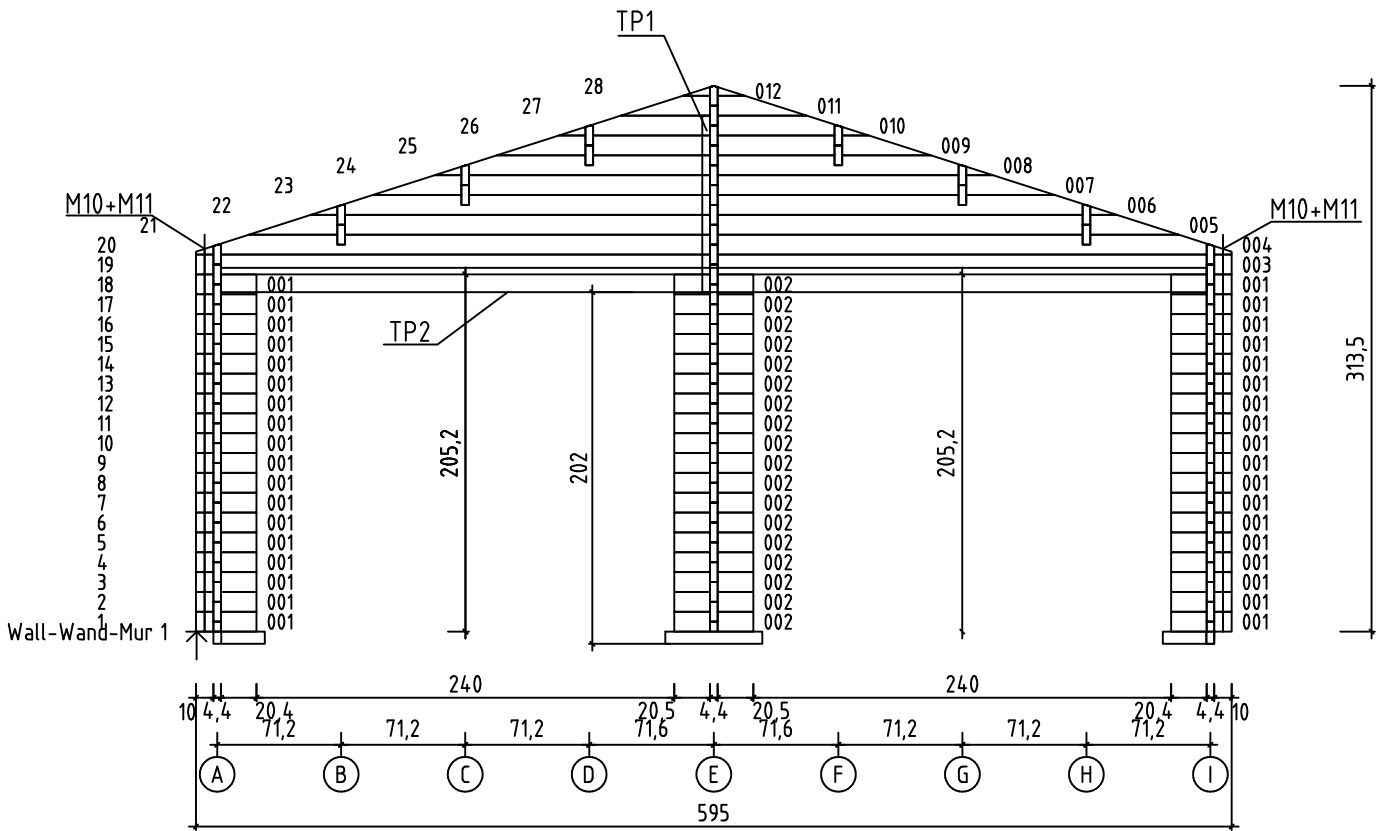


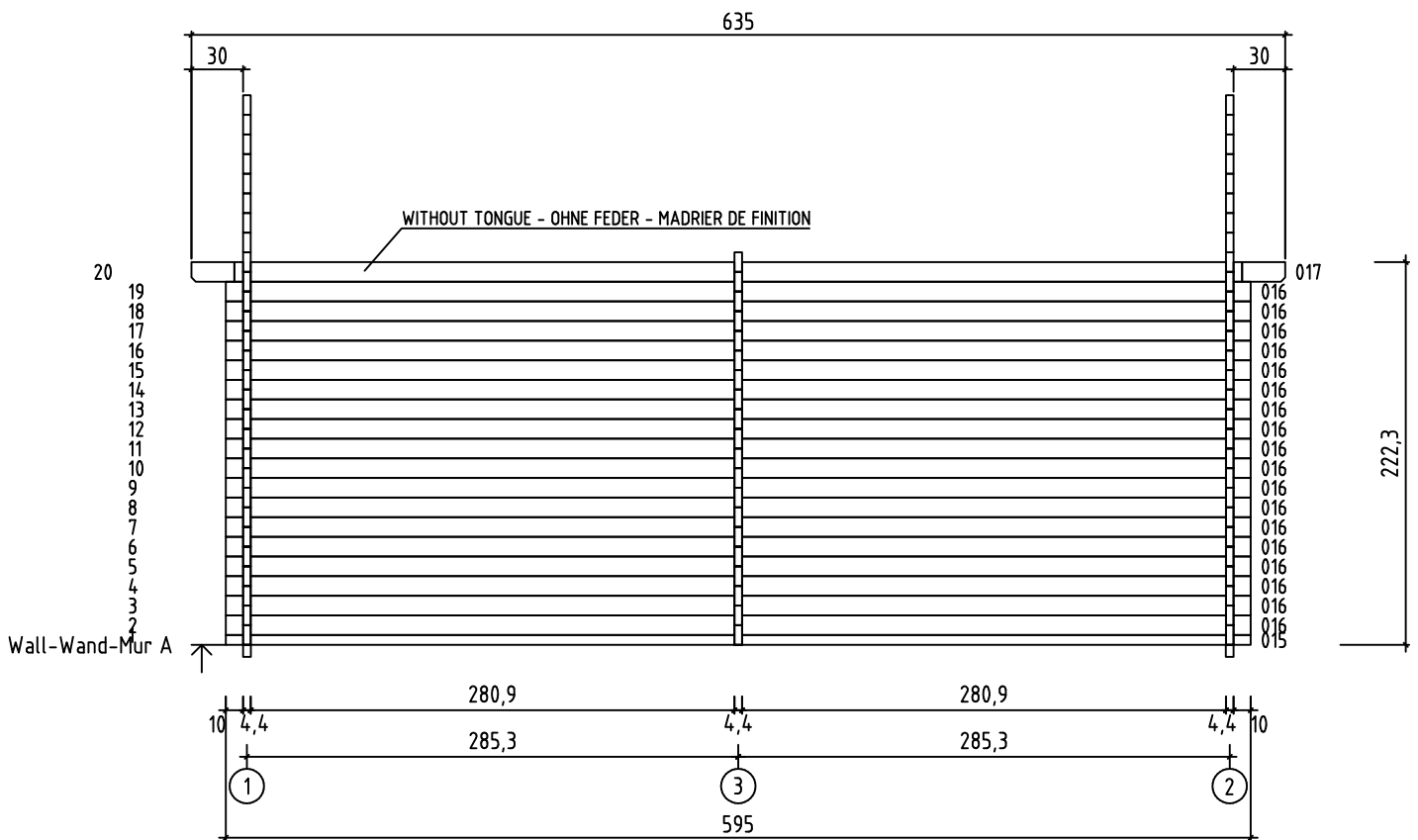
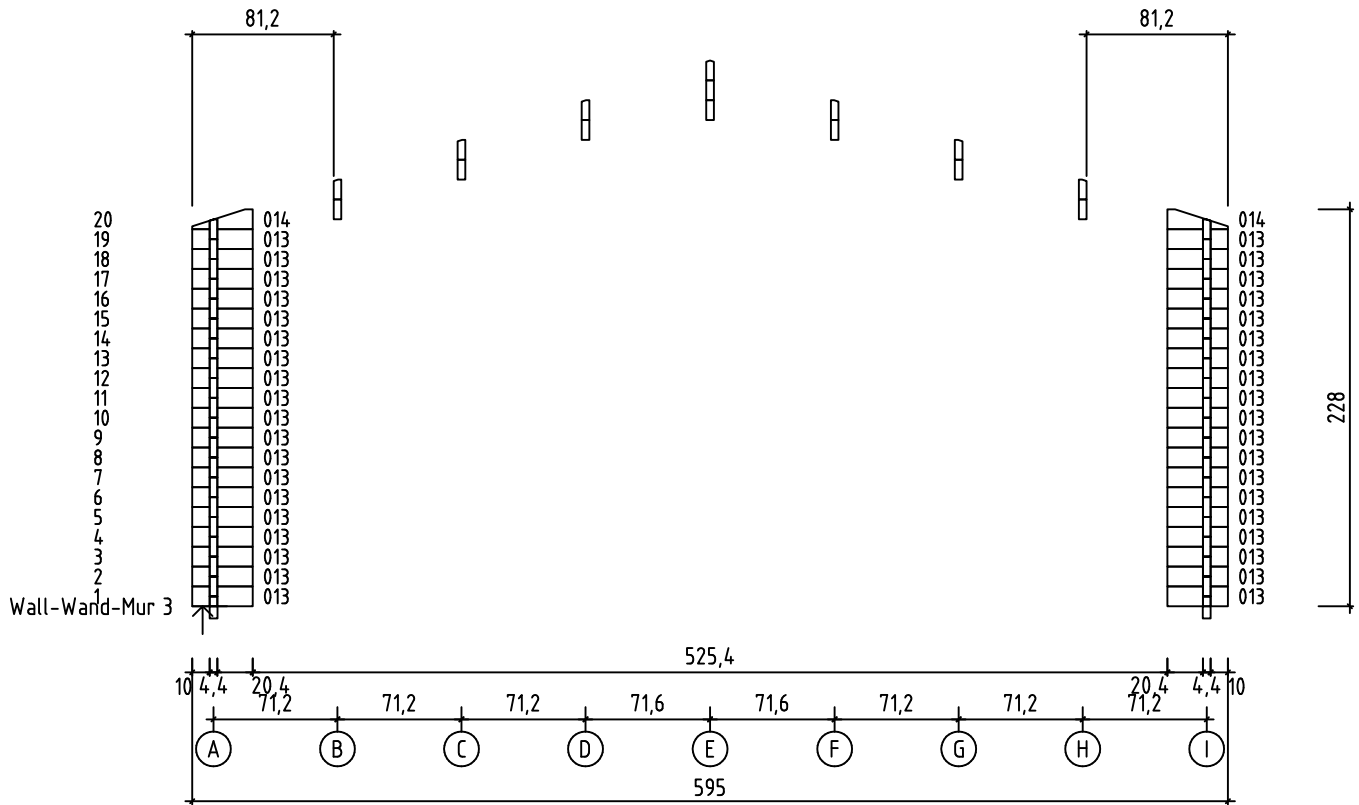
GROUNDPLAN - GRUNDPLAN - PLAN DE MASSE

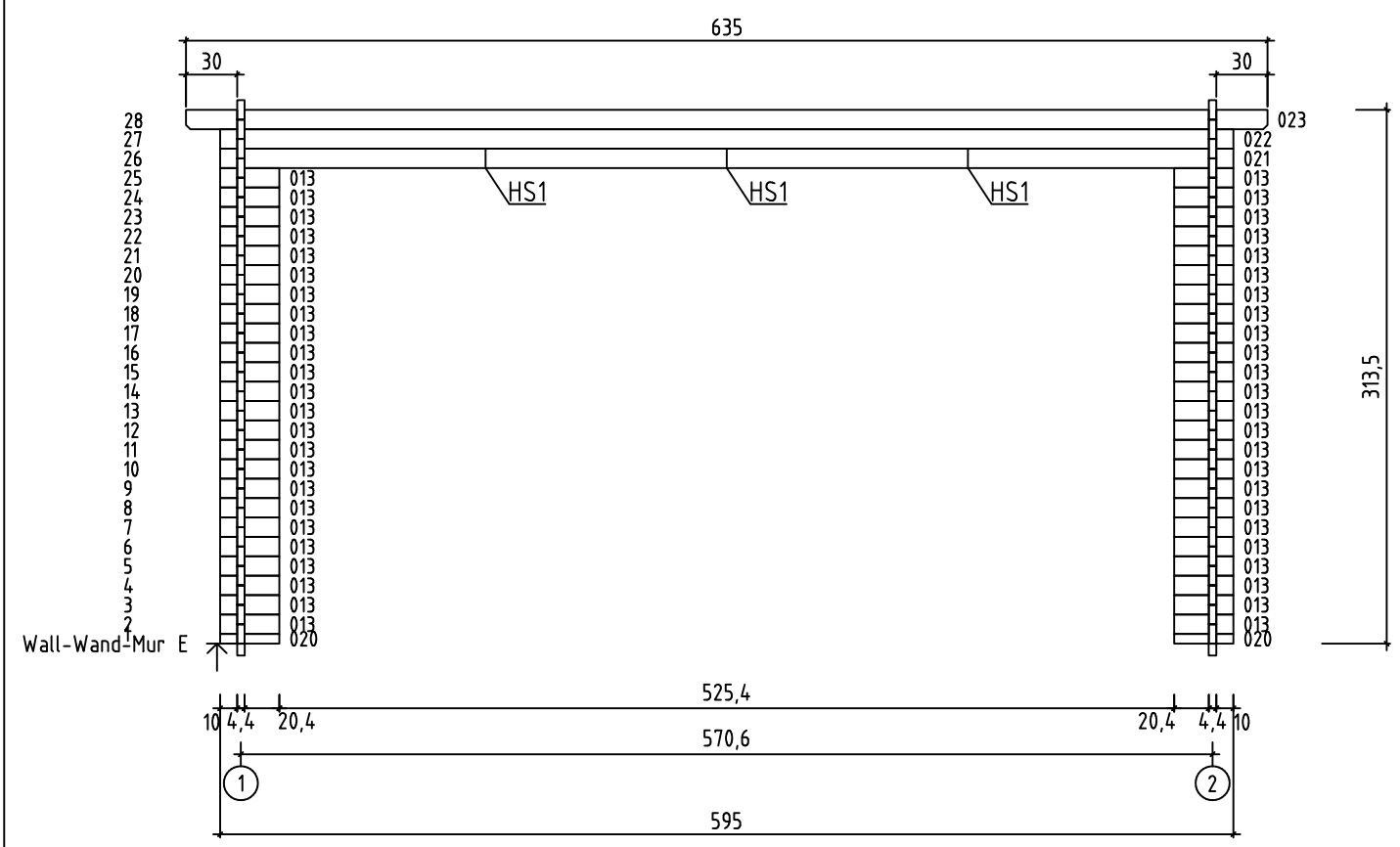
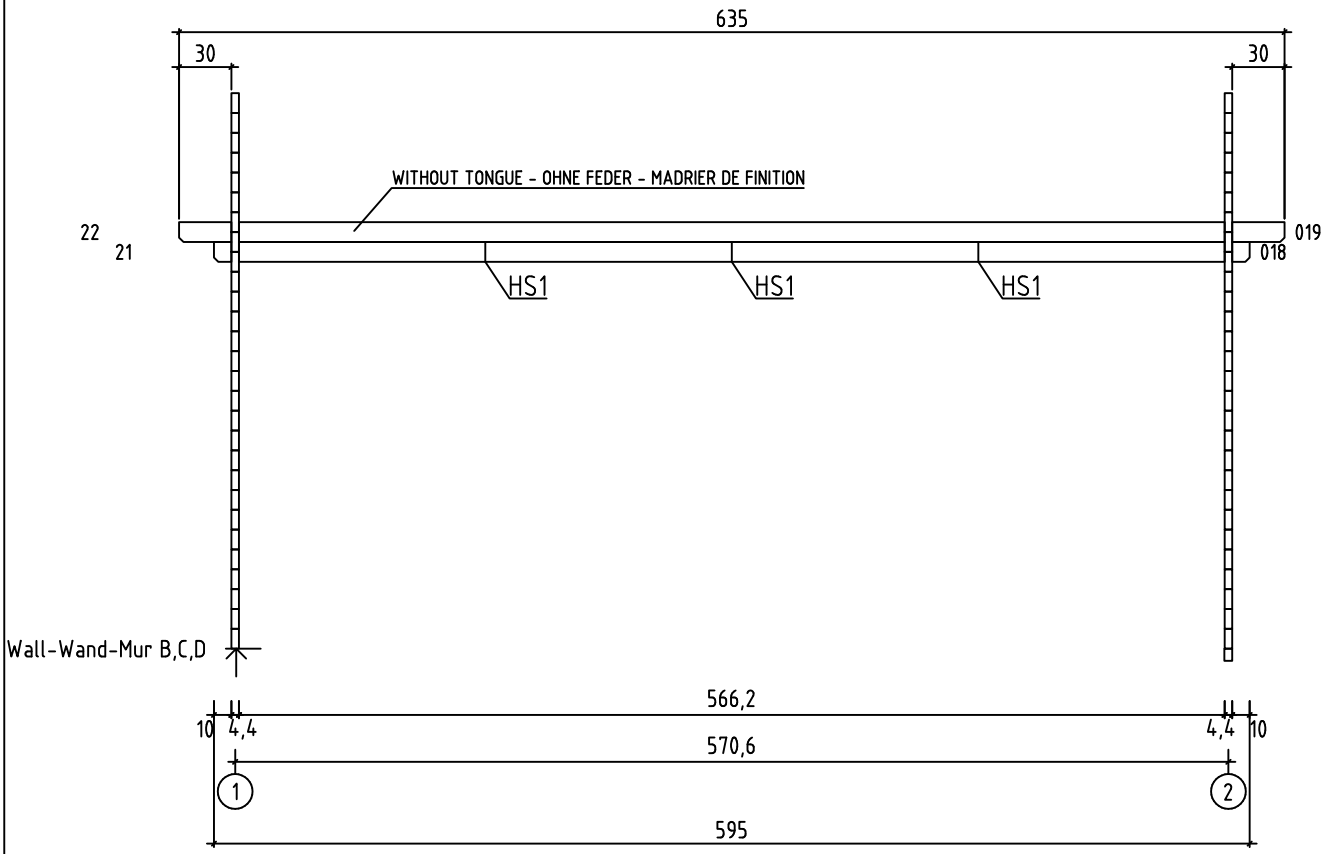


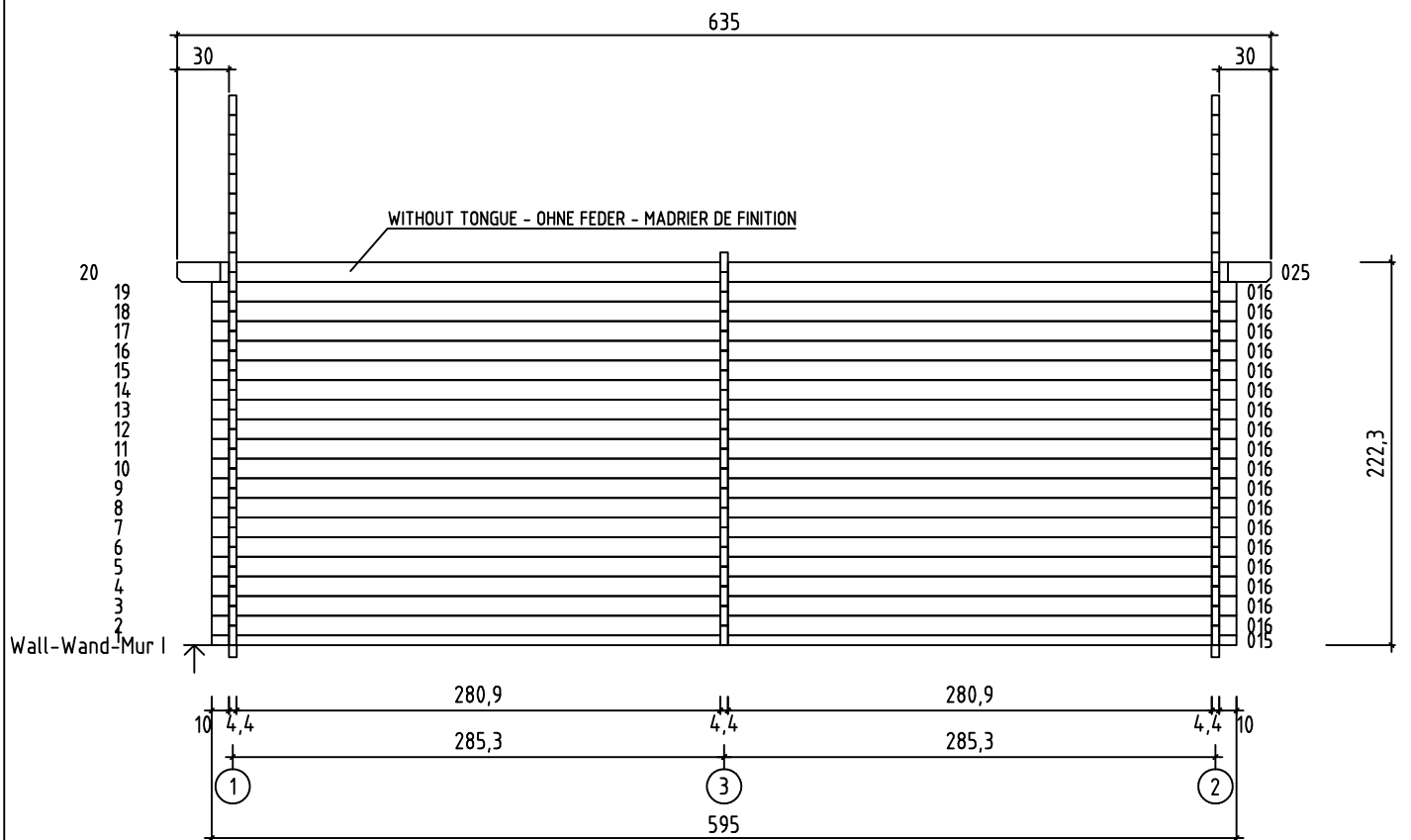
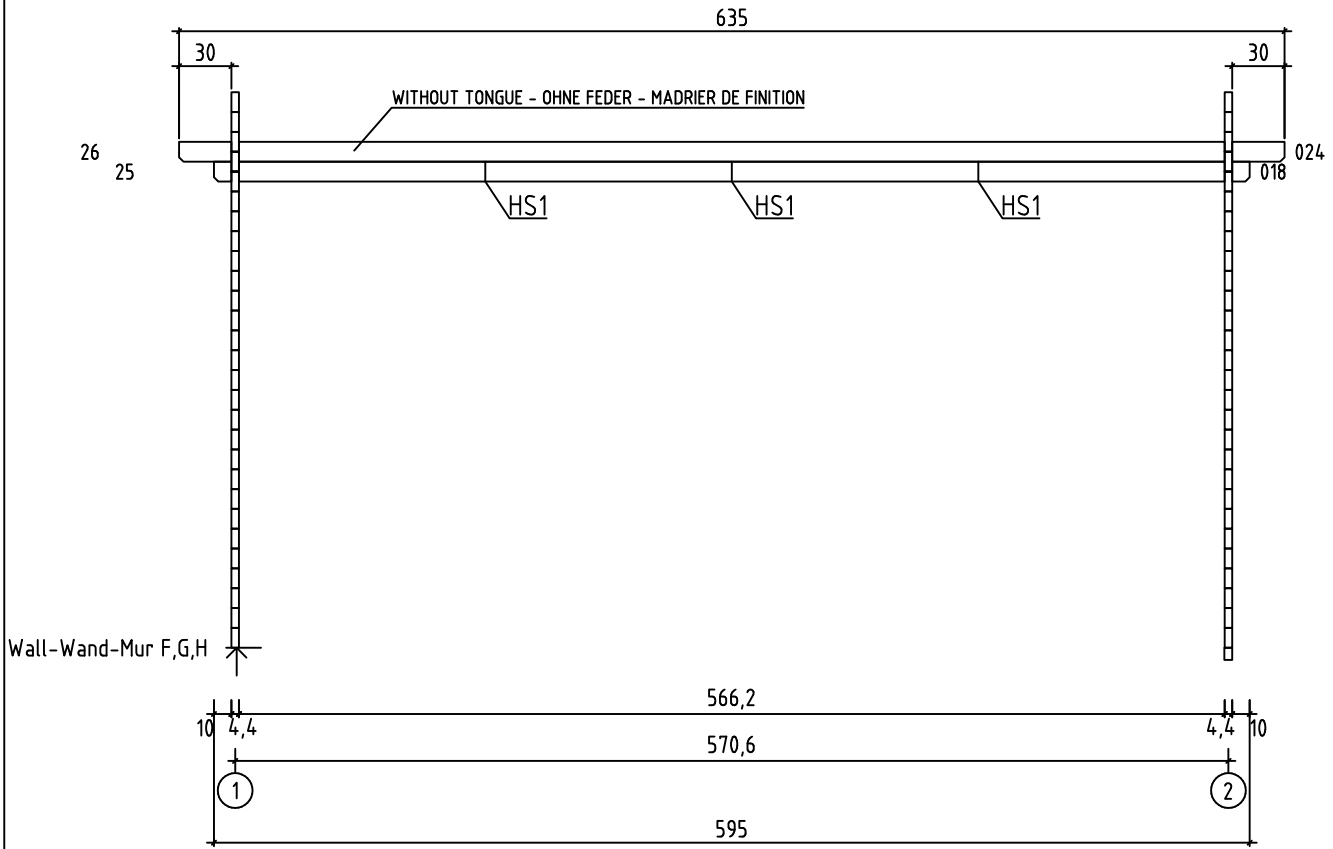
FOUNDATION - FUNDAMENT - FONDATION

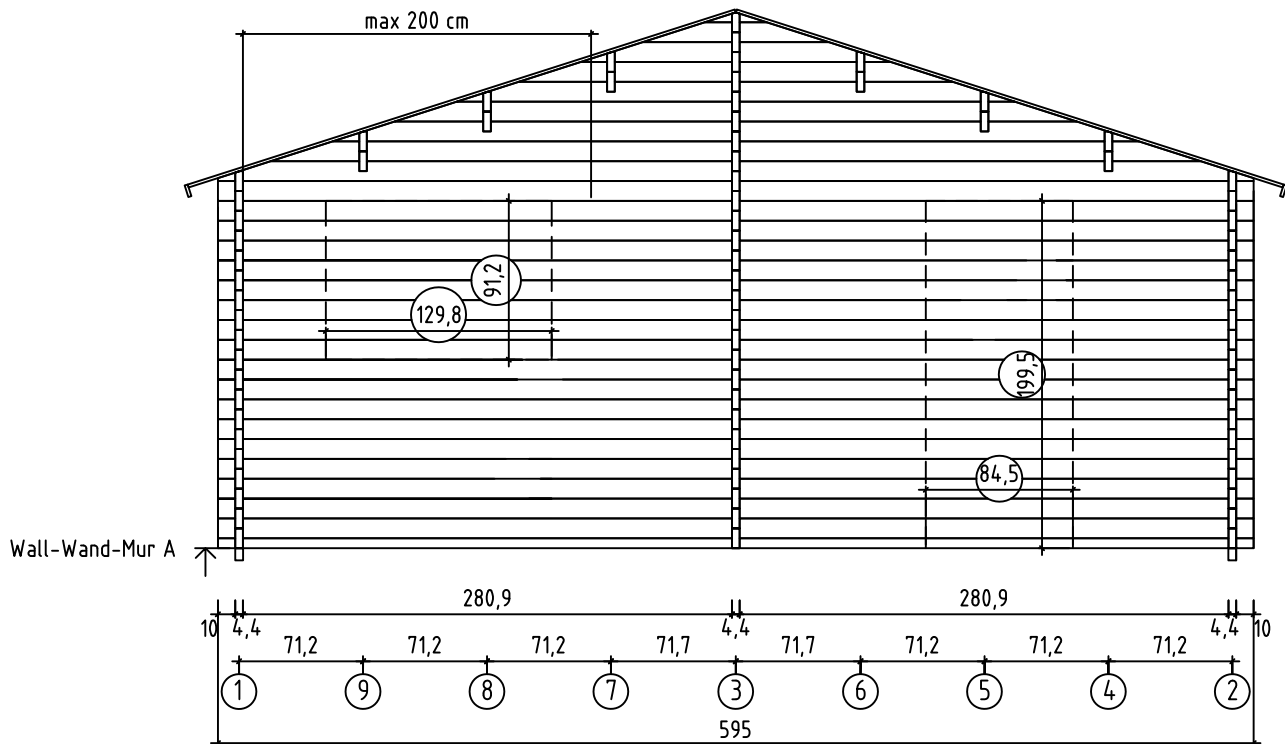




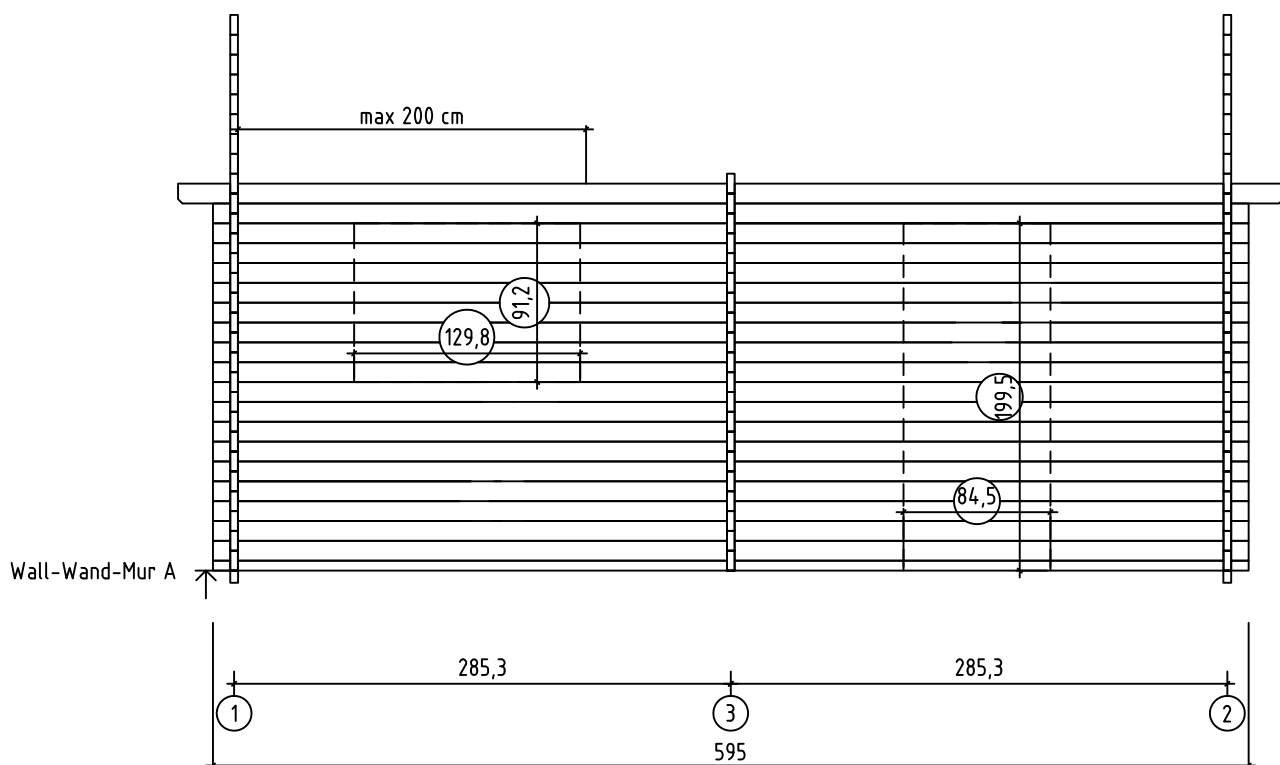










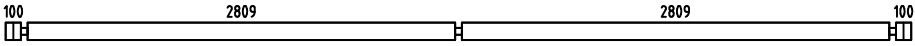


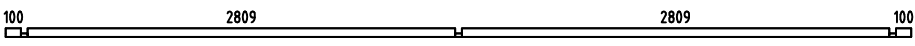
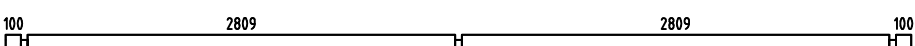









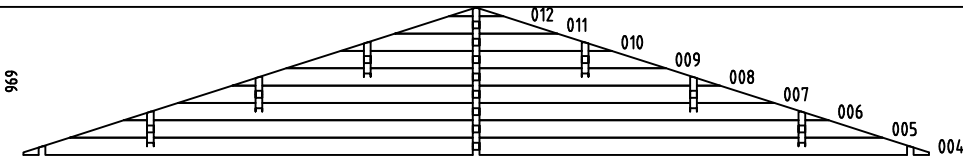
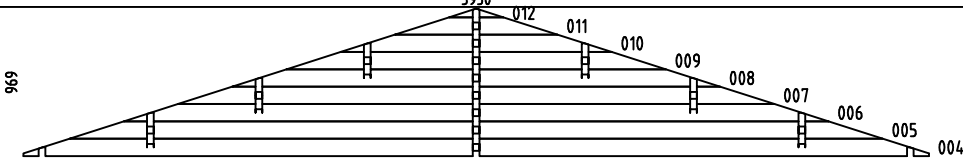





## VERSION B








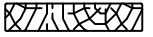



















A SINGLE DOOR (83.5x195.7 CM) AND A DOUBLE WINDOW (129.8x88.2 CM) HAD BEEN DELIVERED TOGETHER WITH THE BUILDING. YOU CAN CHOOSE THE LOCATION FOR THE DOOR/WINDOW BY YOURSELF BY CUTTING THE WALL LOGS AS SHOWN IN THE PICTURE (SEE THE DOTTED LINE)





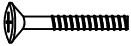


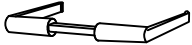

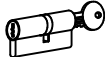
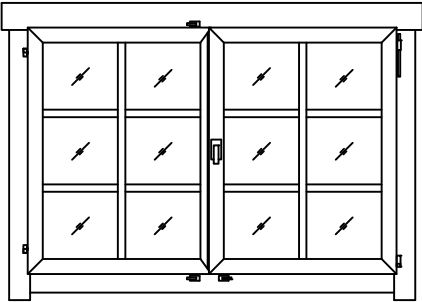
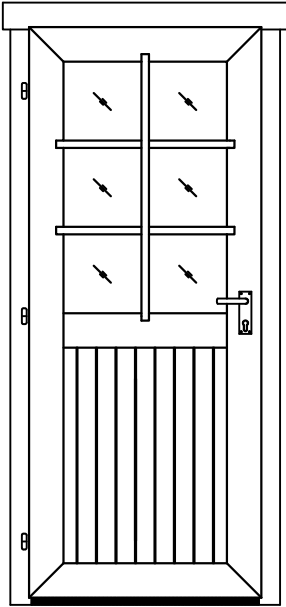
IM LIEFERUMFANG IST EINE EINZELTÜR SOWIE EIN DOPPELFENSTER ENTHALTEN. DAFÜR SIND ABER WERKSSEITIG KEINE AUSSPARUNGEN VORGESEHEN SO DASS SIE SOWOHL FENSTER ALS AUCH TÜR INDIVIDUELL VERBAUEN KÖNNEN. EINE ANLEITUNG HIERFÜR ENTNEHMEN SIE BITTE DER MONTAGEANLEITUNG (SIEHE BILD)

LE POSITIONNEMENT DE LA PORTE DE SERVICE ET DE LA FENÊTRE NÉCESSITE LA DÉCOUPE PRÉALABLE DES MADRIERS. VEILLEZ RESPECTER LES COTES DE DÉCOUPES DANS LES MADRIERS INDIQUÉES SUR LE SCHÉMA. VOUS POUVEZ POSITIONNER, SELON VOTRE CONVENANCE, LES OUVERTURES DE CHAQUE CÔTÉ OU À L'ARRIÈRE DU GARAGE.

| Pos  | 14.04.2014   | Piece list - Stückliste - Liste des pièces<br>Art.nr. 4414193 | 16/18 | Q. | P<br>(mm) | L<br>(mm) |
|------|--|---|-------|----|-----------|-----------|
| 001  |     | 100 204   |       | 36 | 44x114    | 348       |
| 002  |     | 205 205   |       | 18 | 44x114    | 454       |
| 003  |    | 100 2809 2809 100   |       | 20 | 44x114    | 5950      |
| 013  |     | 204 100   |       | 86 | 44x114    | 348       |
| 014  |     | 204 100   |       | 2  | 44x114    | 348       |
| 015  |    | 100 2809 2809 100   |       | 2  | 44x57     | 5950      |
| 016  |    | 100 2809 2809 100   |       | 36 | 44x114    | 5950      |
| 017  |    | 300 2809 2809 300   |       | 1  | 44x120    | 6350      |
| 018  |    | 100 5662 100  |       | 6  | 44x114    | 5950      |
| 019  |    | 300 5662 300  |       | 3  | 44x120    | 6350      |
| 020  |     | 204 100   |       | 2  | 44x57     | 348       |
| 021  |  | 100 5662 100  |       | 1  | 44x114    | 5950      |
| 022  |  | 100 5662 100  |       | 1  | 44x114    | 5950      |
| 023  |  | 300 5662 300  |       | 1  | 44x114    | 6350      |
| 024  |  | 300 5662 300  |       | 3  | 44x120    | 6350      |
| 025  |  | 300 2809 2809 300   |       | 1  | 44x120    | 6350      |
| W1-1 |  |   |       | 1  |           |           |
| W2-1 |  |   |       | 1  |           |           |
| IAR3 |  | FOUNDATION - FUNDAMENT - FONDATION                            |       | 1  | 45x70     | 5750      |
| IAR1 |  | FOUNDATION - FUNDAMENT - FONDATION                            |       | 2  | 45x70     | 5660      |
| IAR5 |   | FOUNDATION - FUNDAMENT - FONDATION                            |       | 1  | 45x70     | 554       |
| IAR4 |   | FOUNDATION - FUNDAMENT - FONDATION                            |       | 2  | 45x70     | 298       |
| IAR2 |   | FOUNDATION - FUNDAMENT - FONDATION                            |       | 4  | 45x70     | 203       |



| Pos | 14.04.2014 | Piece list - Stückliste - Liste des pièces<br>Art.nr. 4414193  | 17/18   | Q.  | P<br>(mm) | L<br>(mm) |
|-----|------------|--|---|-----|-----------|-----------|
| DB  |            | ROOF BOARDS - DACHBRETTER - VOLIGES  |    | 142 | 90x18     | 3300      |
| DPL |            | ROOFING FELT FILLET - DACHPAPPENLEISTE - BAGUETTE DE FIXATION DU FEUTRE BITUMEUX   |    | 4   | 18x58     | 3350      |
| M12 |            | TREADED ROD M10 - GEWINDESTANGE M10 - TIGE FILETÉE M10   |     | 4   |           | 200       |
| M11 |            | TREADED ROD M10 - GEWINDESTANGE M10 - TIGE FILETÉE M10   |     | 4   |           | 230       |
| M10 |            | TREADED ROD M10 - GEWINDESTANGE M10 - TIGE FILETÉE M10   |     | 4   |           | 2000      |
| TB  |            | EAVES BOARD - TRAUFBRETT - BANDEAU DE TOIT   |    | 4   | 18x70     | 3175      |
| DRV |            | ROOF EDGE REINFORCEMENT - DACHRANDVERSTÄRKUNG - CORNIERE DE RENFORT DE BORD DE TOIT  |    | 4   | 28x34     | 3175      |
| TP1 |            | SUPPORT BEAM FOR GATE FRAME - STUTZBOHLE FÜR TORZARGE - MADRIER DE SUPPORT DU CADRE DE LA PORTE BASCULANTE                                 |    | 1   | 44x140    | 1014      |
| TP2 |            | SUPPORT BEAM FOR GATE FRAME - STUTZBOHLE FÜR TORZARGE - MADRIER DE SUPPORT DU CADRE DE LA PORTE BASCULANTE                                 |    | 1   | 44x140    | 5660      |
|     |            | GABLE MOULDING - GIEBELLEISTE - PLANCHE DE RIVE  |     | 4   | 18x120    | 3350      |
|     |            | WINDOW HANDLE FITTINGS-FENSTERGRIFF - POIGNÉE D'OUVERTURE DE FENETRE   |   | 1   |           |           |
|     |            | LENGTHENING BOLT FOR TREADED ROD - VERLÄNGERUNGSMUTTER FÜR GEWINDESTANGE - MANCHON DE RACCORDEMENT DE TIGE FILETÉE                         |  | 4   |           |           |
|     |            | DRIVE NUT TREADED ROD - EINSLAGMUTTER FÜR GEWINDESTANGE - ÉCROU A FRAPPER POUR TIGE FILITÉE  |  | 4   |           |           |
|     |            | NUT FOR TREADED ROD - MUTTER FÜR GEWINDESTANGE - ÉCROU POUR TIGE FILETÉE   |  | 4   |           |           |
|     |            | PLAIN WASHER TREADED ROD - UNTERLEGSCHIEBE FÜR GEWINDESTANGE - RONDELLE PLATE POUR TIGE FILETÉE  |  | 4   |           |           |
|     |            | SCREW FOR GEORGIAN BARS - SCHRAUBE FÜR SPROSSEN - VIS DE BARRES GEORGIANNE   |  | 12  | 2.5x20    |           |
|     |            | SCREW FOR GEORGIAN BARS - SCHRAUBE FÜR SPROSSEN - VIS DE BARRES GEORGIANNE   |  | 6   | 2.5x20    |           |
|     |            | SCREW FOR GABLE SEGMENT - SCHRAUBEN FÜR DECKBLATT - VIS POUR FIXATION LOSANGE DE FINITION  |  | 4   | 3.5x35    |           |
|     |            | SCREW FOR GABLE MOULDING - SCHRAUBEN FÜR GIEBELLEISTE - VIS DE FIXATION POUR PLANCHE DE RIVE   |  | 40  | 3.5x50    |           |
|     |            | SCREW FOR SUPPORT BEAM FOR GATE FRAME - SCHRAUBE FÜR STUTZBOHLE FÜR TORZARGE - VIS POUR MADRIER DE SUPPORT DU CADRE DE LA PORTE BASCULANTE |  | 6   | 4.5x80    |           |
|     |            | SCREW FOR EAVES BOARDS - SCHRAUBEN FÜR TRAUFBRETTER - VIS DE FIXATION POUR BANDEAU DE TOIT   |  | 28  | 4x40      |           |
|     |            | SCREW FOR ROOF EDGE REINFORCEMENT - SCHRAUBEN FÜR DACHRANDVERSTÄRKUNG - VIS POUR RENFORT DE BORD DE TOIT                                   |  | 28  | 4x40      |           |
|     |            | SCREW FOR GABLE - SCHRAUBEN FÜR GIEBEL - VIS POUR FIXATION DES PIGNONS   |  | 40  | 5x120     |           |
|     |            | SCREW FOR 1. WALL BEAM - SCHRAUBE FÜR 1. BOHLENREIHE - VIS DE FIXATION DES FONDATIONS  |  | 14  | 5x90      |           |
|     |            | SCREW FOR FUNDAMENT - SCHRAUBEN ZUR BEFESTIGUNG FUNDAMENT - VIS POUR FONDATION   |  | 8   | 5x90      |           |

| Pos | 14.04.2014  | Piece list - Stückliste - Liste des pièces<br>Art.nr. 4414193                       | 18/18 | Q.  | P<br>(mm) | L<br>(mm) |
|-----|---|---|-------|-----|-----------|-----------|
| HS1 | SCREW FOR DET. 018,021 - SCHRAUBE FÜR DET 018,021 - VIS POUR DET.018, 021                                       |  |       | 21  | 8x220     |           |
|     | HAMMER BLOCK - SCHLAGHOLZ - CALLE DE FRAPPE   |  |       | 1   |           |           |
|     | SCREW FOR DOORSTEP - SCHRAUBEN FÜR TÜRSCHWELLE - VIS DE FIXATION DU SEUIL DE PORTE                              |  |       | 2   | 4.5x56    |           |
|     | ZN NAIL FOR ROOFING FELT FILLET - ZN NÄGEL FÜR DACHPAPPENLEISTE - POINTE POUR BAGUETTE FIXATION FEUTRE BITUMEUX |  |       | 32  | 2x40      |           |
|     | BOLT FOR WINDOW HANDLE FITTINGS - BOLZEN FÜR FENSTERGRIFF BESCHLAG - BOULON POUR POIGNÉE D'OUVERTURE DE FENETRE |  |       | 2   |           |           |
|     | GABLE SEGMENT-DECKBLATT - LOSANGE DE FINITION   |  |       | 2   |           |           |
|     | ZN NAIL FOR ROOF - ZN NÄGEL FÜR DACHBRETTER - POINTE POUR TOIT  |  |       | 656 | 2x50      |           |
|     | DOOR HANDLE FITTINGS-TÜRGRIF - SET DE GARNITURES DE SERRURE DE PORTE  |  |       | 1   |           |           |
|     | SET OF DOOR LOCK COVERS - SCHLOSSBLENDEN - SET DE GARNITURES DE SERRURE DE PORTE                                |  |       | 1   |           |           |
|     | CYLINDER LOCK - ZYLINDERSCHLOSS - CYLINDRE DE SERRURE   |  |       | 1   |           |           |
|     | WINDOW -FESNTER - FENETRE 1290x882  | TAK.1106.SSP.a  | SGC   | 1   |           |           |
|     |                              |   |       |     |           |           |
|     | DOOR - TÜR - PORTE 835x1957   | UK.2.056.SVV.MM   | SGC   | 1   |           |           |
|     |                              |   |       |     |           |           |